



### District Report Card: 2017


<b>State:</b> Chhattisgarh	<b>District:</b> Dantewada
<b>Class:</b> 3	<b>Subject:</b> Language
<b>Schools:</b> 58	<b>Students:</b> 807


### Participation/Coverage


#### Students

<b>GENDER</b> 	Boys		Girls	
	Number	%	Number	%
	423	52.42	384	47.58

<b>AREA</b> 	Rural		Urban	
	Number	%	Number	%
	728	90.21	79	9.79

<b>CATEGORY</b> 	SC		ST		OBC		GEN	
	Number	%	Number	%	Number	%	Number	%
	12	1.49	704	87.24	78	9.67	13	1.61

<b>CWSN</b> 	LD	VI	HI	S&LD	ID	Oth
	6	30	6	0	1	0

<b>Management</b> 	Government		Government-aided	
	Number	%	Number	%
	801	99.26	6	0.74

### Average Performance of Students in Language (%)

Overall	Gender		Area		Management		Social Group			
	Male	Female	Rural	Urban	Govt.	Aided	SC	ST	OBC	GEN
53.69	53.96	53.39	53.70	53.59	53.67	55.56	50.00	53.53	55.90	52.31

## Performance on Learning Outcomes (LOs)

Learning Outcomes	Description	Average Performance(%)
L304	Reads small texts with comprehension i.e., identifies main ideas, details, sequence and draws conclusions	55.06
L312	Reads printed scripts on the classroom walls: poems, posters, charts etc.	50.95

Range of Performance of Students who Answered Correctly							
Below 30%		30% - 50%		50% - 75%		Above 75%	
Number	%	Number	%	Number	%	Number	%
141	17.47	218	27.01	262	32.47	186	23.05

## Lowest Performing Learning Outcomes (LOs)

1 - Reads printed scripts on the classroom walls: poems, posters, charts etc. (50.95)

2 - Reads small texts with comprehension i.e., identifies main ideas, details, sequence and draws conclusions (55.06)